


TERM BREAK PROJECT (RECOMMENDED)

Create your own mini art booklet

- Make a 6-page booklet as instructed below. (Also see template next page).
- Complete 6 drawings inspired by the first letter of your name, e.g. "D" in David
- Share your booklet with each other after the break.



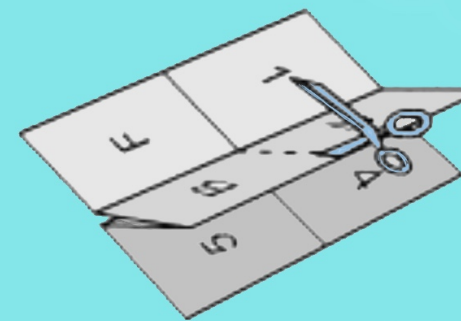
Use an A4 sized paper
F = Front
B = Back



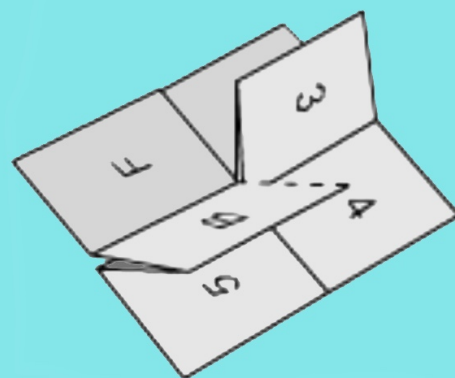
1. Start with front page at top left



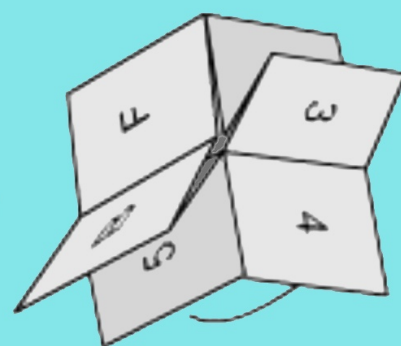
2. Fold in halves



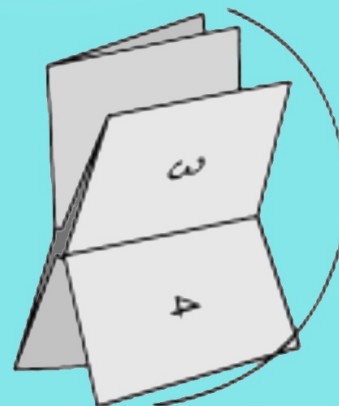
3. Cut at dotted lines in centre



4. Fold to opposite ends



5. Fold in half vertically



6. Fold in half horizontally



7. Write your name on the front page



1



